

Ladivine

BY CINDERELLA DIVINE

20
23

LADIVINE
SS23 COLLECTION

VOL
34

PART
2



CONT

01

PAGE
04 ~ 75

02

PAGE
76 ~ 171

03

PAGE
172 ~ 217

04

PAGE
218 ~ 351

WHITE

NOVA

LUXE

BRIDE
MUSE

CONTENTS

05

PAGE
352 ~ 363

06

PAGE
364 ~ 385

07

PAGE
386 ~ 387

QUINCEA
NERA

DAMAS

ORDER
INSTRUCTION





WHITE

White by Ladvine

Simply Gorgeous in White

BE THE MUSE OF YOUR ASPIRATIONS WITH OUR COLLECTION OF MODERN, SOPHISTICATED DRESSES IN FEMININE SILHOUETTES. WE PRESENT **WHITE**, A BRIDAL COLLECTION CURATED TO COMPLEMENT YOUR FIGURE & STYLE-FORWARD SENSIBILITY FOR YOUR SPECIAL DAY.

7258W

Diana Gown

SIZE: XS ~ 5X | OFF-WHITE





Lacelet Off the Shoulder Bridal Gown CLASSIC AND SIMPLE IN SILHOUETTE, THIS ELEGANT OFF-THE-SHOULDER STYLE FEATURES A SCULPTING BODICE ORGANICALLY ADORNED WITH A FLORAL MOTIF LACE APPLIQUÉ. EYELASH-FRINGED SCALLOPS TRIM AND SOFTEN THE SWEETHEART NECKLINE AND LAYERS OF CHIFFON FALL FROM THE NATURAL WAIST TO AN EVEN FLOOR-LENGTH HEM. A TONAL UNDERPINNING ADDS DIMENSION AND OPACITY AT THE SKIRT BUT TEASES A FLASH OF LEG THROUGH A FRONT SLIT OPENING.



Classic Soft Satin A-Line Dress CUT FROM SOFT SATIN, THIS LIGHT AND EFFORTLESS A-LINE DRESS FLATTERS EVERY FIGURE. THE BODICE AND SKIRT ARE DELICATELY GATHERED INTO A SMOOTH CUMMERBUND-INSPIRED BAND THAT ACCENTUATES THE WAIST AND ENHANCES THE FULLNESS OF THE FLOOR-GRAZING SKIRT. THE DRESS FEATURES PLUNGING V-NECKLINES AT THE FRONT AND BACK BODICE AND A SINGLE THIGH-HIGH LEG SLIT.

7469W

Alexia Gown

SIZE: 2 ~ 16 | OFF-WHITE



7469WW

Alexia Gown

SIZE: 18 ~ 24 | OFF-WHITE





Plus Size Classic Soft Satin A-Line Dress

CUT FROM SOFT SATIN, THIS LIGHT AND EFFORTLESS A-LINE DRESS FLATTERS EVERY FIGURE. THE BODICE AND SKIRT ARE DELICATELY GATHERED INTO A SMOOTH CUMMERBUND-INSPIRED BAND THAT ACCENTUATES THE WAIST AND ENHANCES THE FULLNESS OF THE FLOOR-GRAZING SKIRT. THE DRESS FEATURES PLUNGING V-NECKLINES AT THE FRONT AND BACK BODICE AND A SINGLE THIGH-HIGH LEG SLIT.



Cascade Sash Long Sleeve Satin Gown SMOOTH SATIN ENSURES THE FLUID DRAPE OF THIS ELEGANT DRESS. THE BODICE FEATURES A WRAP EFFECT FASHIONED WITH PLEATS THAT CINCH AND SCULPT YOUR FRAME BEFORE FALLING TO A ROMANTIC CASCADING DRAPE AND POOLING FLOOR-LENGTH HEM. A FRONT SPLIT IS REVEALED FLASHING JUST THE RIGHT AMOUNT OF LEG AS YOU WALK. THE LONG BLOUSON SLEEVES ARE FINISHED WITH FLOWING CUFF FASTENING TIES.

7478W

Aurelie Gown

SIZE: 6 ~ 16 | OFF-WHITE



7478WC

Aurelie Gown

SIZE: 18 ~ 24 | OFF-WHITE





Plus Size Cascade Sash Long Sleeve Satin Gown

SMOOTH SATIN ENSURES THE FLUID DRAPE OF THIS ELEGANT DRESS. THE BODICE FEATURES A WRAP EFFECT FASHIONED WITH PLEATS THAT CINCH AND SCULPT YOUR FRAME BEFORE FALLING TO A ROMANTIC CASCADING DRAPE AND POOLING FLOOR-LENGTH HEM. A FRONT SPLIT IS REVEALED FLASHING JUST THE RIGHT AMOUNT OF LEG AS YOU WALK. THE LONG BLOUSON SLEEVES ARE FINISHED WITH FLOWING CUFF FASTENING TIES.

All you need is

LOVE

... and
the perfect dress





Cowl Bustier Satin Bridal Gown THIS SULTRY YET SOPHISTICATED CORSET DRESS OFFERS BOTH COMFORT AND STYLE, MAKING IT THE PERFECT CHOICE FOR ANY DESTINATION WEDDING OR ELOPEMENT. THIS CLASSY YET TRENDY DESIGN FEATURES A CORSET LACE UP BACK CLOSURE WITH AN ADJUSTABLE FIT TO ACCENTUATE CURVES AND A DRAPED NECKLINE FOR AN ELEGANT FINISH.

7483W

Zoey Gown

SIZE: 2 ~ 18 | OFF-WHITE



7484W

Mishka Gown

SIZE: 2 ~ 16 | OFF-WHITE





U-Neck Corset Matte Satin Gown THE PERFECT BALANCE OF ELEGANCE AND SULTRY, THIS GOWN EMBODIES THE SOFT ROMANCE OF THIS BRIDAL SEASON WITH ITS CORSET BODICE AND PLEATED SKIRT DETAILS. IT FEATURES AN ADJUSTABLE CORSET TIE AT THE BACK FOR A PERSONALIZED FIT AND DETACHABLE OFF-THE-SHOULDER STRAPS FOR A “MADE-FOR-YOU” APPEAL.



Plus Size U-Neck Corset Matte Satin Gown

THE PERFECT BALANCE OF ELEGANCE AND SULTRY, THIS GOWN EMBODIES THE SOFT ROMANCE OF THIS BRIDAL SEASON WITH ITS CORSET BODICE AND PLEATED SKIRT DETAILS. IT FEATURES AN ADJUSTABLE CORSET TIE AT THE BACK FOR A PERSONALIZED FIT AND DETACHABLE OFF-THE-SHOULDER STRAPS FOR A "MADE-FOR-YOU" APPEAL.

7484WC

Mishka Gown

SIZE: 18 ~ 24 | OFF-WHITE



7487W

Haley Gown

SIZE: 2 ~ 16 | OFF-WHITE





Tie-Back Sash Charmeuse Mermaid Gown THIS MERMAID GOWN IS MODERN, SEXY AND PLAYFUL IN SPIRIT. THE HOURGLASS SILHOUETTE IS RENDERED IN SUMPTUOUS SATIN AND FEATURES AN ALLURING SWEETHEART NECKLINE WITH AN ILLUSION MESH INSERT AND ARTFULLY DRAPED COWL. THE BODICE IS SUSPENDED FROM DELICATE SPAGHETTI STRAPS THAT TURN TO REVEAL AN OPEN BACK FINISHED WITH AN OVERSIZED BOW WITH LONG FLOWING TIES. THE BOW FASTENING ALLOWS FOR AN ADJUSTABLE AND CUSTOMIZED FIT. THE SLEEK FLUTED SKIRT FALLS TO A FLOOR-SWEEPING TRAIN THAT TRAILS BEHIND BEAUTIFULLY AS YOU WALK.

CD0166W

Josie Gown

SIZE: XS ~ 4X | OFF-WHITE





Satin Strapless Soft Ball Gown THIS DREAMY SATIN BRIDAL BALL GOWN IS THE COMPLETE CHIC LOOK. SIMPLE SOPHISTICATION IS EFFORTLESSLY ACHIEVABLE WITH THIS STRAPLESS PLEATED SWEETHEART NECKLINE. THE LEG SLIT CAN BE WORN OPEN FOR A SULTRY LOOK OR TACKED DOWN FOR THE MORE MODEST BRIDE. HORSEHAIR LINES THE HEM FOR RIPPING VOLUME AND SATIN COVERED BUTTONS ADORN THE CENTER BACK ZIPPER.



Stretch Mermaid Wedding Gown AN ELEGANT CHOICE FOR THE MORE MODEST BRIDE, THIS LONG SLEEVE GOWN IS CUT FROM A SMOOTH LUSTROUS STRETCH SATIN DESIGNED FOR A FLATTERING CLOSE FIT. THE BODICE IS PLEATED WITH A PLUNGING SURPLICE NECKLINE AND AN ASYMMETRIC SASH-LIKE PLEATED PANEL IS DRAPED ACROSS THE WAIST. DELICATE COVERED BUTTONS TRACE THE CENTER BACK LEADING TO A FLOATY MERMAID HEM TRIMMED WITH HORSEHAIR, CREATING THE ILLUSION OF AN HOURGLASS SILHOUETTE.

CD0169

Sydney Gown

SIZE: XS ~ XL | OFF-WHITE



CD0169C

Sydney Gown

SIZE: 2X ~ 5X | OFF-WHITE





Plus Size Stretch Mermaid Wedding Gown AN ELEGANT CHOICE FOR THE MORE MODEST BRIDE, THIS LONG SLEEVE GOWN IS CUT FROM A SMOOTH LUSTROUS STRETCH SATIN DESIGNED FOR A FLATTERING CLOSE FIT. THE BODICE IS PLEATED WITH A PLUNGING SURPLICE NECKLINE AND AN ASYMMETRIC SASH-LIKE PLEATED PANEL IS DRAPED ACROSS THE WAIST. DELICATE COVERED BUTTONS TRACE THE CENTER BACK LEADING TO A FLOATY MERMAID HEM TRIMMED WITH HORSEHAIR, CREATING THE ILLUSION OF AN HOURGLASS SILHOUETTE.

7492W

Sara Gown

SIZE: 2 ~ 18 | OFF-WHITE





Off the Shoulder Satin Corset Gown

A cross between 7484 and 7483, this smooth satin gown brings all your favorite aspects of the two together. The structured boned bodice is draped with a cowl neckline. Optional thin straps allow for more support on this off the shoulder look. Complete with a modest leg slit.



Chiffon Long Sleeve Bridal Gown THIS DREAMY CHIFFON GOWN FEATURES A LAYERED A-LINE SKIRT GATHERED AT THE WAIST. SHEER LONG SLEEVES DRAPE THE ARMS UP TO THE GATHERED DEEP V-NECKLINE BODICE AND RUCHED WAISTBAND. THE BACK HAS A MID-OPENING ALLOWING FOR BRA STRAP COVERAGE.

CD0192W

Sophia Gown

SIZE: S ~ 5X | OFF-WHITE



CD242W

Krista Gown

SIZE: 6 ~ 16 | OFF-WHITE





Flowy Pleated Chiffon Gown AN ELEGANT AND SOPHISTICATED OPTION FOR A BOHO WEDDING OR DESTINATION ELOPEMENT. THIS CHIFFON GOWN IS PLEATED FROM SLEEVE TO HEM AND GATHERED AT THE DEEP V-NECKLINE AND WAIST. AN OPEN MID BACK HAS A CENTER BACK ZIPPER CLOSURE.



Plus Size Flowy Pleated Chiffon Gown AN ELEGANT AND SOPHISTICATED OPTION FOR A BOHO WEDDING OR DESTINATION ELOPEMENT. THIS CHIFFON GOWN IS PLEATED FROM SLEEVE TO HEM AND GATHERED AT THE DEEP V-NECKLINE AND WAIST. AN OPEN MID BACK HAS A CENTER BACK ZIPPER CLOSURE.

A woman with long, wavy hair is wearing a long, flowing white gown with long sleeves and a deep V-neckline. She is standing in a room with warm, golden light, possibly from a window. The gown has a fitted bodice and a full, pleated skirt. In the background, there is a gold chair and a vase with dried flowers.

CD242WC

Krista Gown

SIZE: 18 ~ 24 | OFF-WHITE

CD243W

Grace Gown

SIZE: 6 ~ 16 | OFF-WHITE





Sweetheart Sheer Sleeve Chiffon Dress THE DIAPHANOUS GOWN FEATURES A ROMANTIC SWEETHEART NECKLINE WITH INTRICATE PLEATING THROUGHOUT FRAMED BY BILLOWING SHEER BLOUSON SLEEVES THAT CAN BE WORN ON OR OFF THE SHOULDER. THE FROTHY A-LINE SKIRT IS GATHERED AT THE WAIST AND FLOWS TO A GENTLY POOLING HEM.



Plus Size Sweetheart Sheer Sleeve Chiffon Dress THE DIAPHANOUS GOWN FEATURES A ROMANTIC SWEETHEART NECKLINE WITH INTRICATE PLEATING THROUGHOUT FRAMED BY BILLOWING SHEER BLOUSON SLEEVES THAT CAN BE WORN ON OR OFF THE SHOULDER. THE FROTHY A-LINE SKIRT IS GATHERED AT THE WAIST AND FLOWS TO A GENTLY POOLING HEM.

CD243WC

Grace Gown

SIZE: 18 ~ 24 | OFF-WHITE



CD903W

Ciera Gown

SIZE: 2 ~ 20 | OFF-WHITE





Minimalist Stretch Satin Gown THIS ALLURING GOWN IS CUT FROM SUMPTUOUS SATIN, ENSURING A FLUID DRAPE AND CLEAN-LINED SILHOUETTE. THE SWEETHEART BODICE IS SUSPENDED FROM SLENDER DOUBLE STRAPS AND THE PLUNGING NECKLINE BOASTS PLEATS THAT TUCK INTO A SMOOTH BROAD WAISTBAND AND RADIATE OUT FROM CENTER FRONT. A THIGH-GRAZING SLIT GRACES THE FRONT OF THE A-LINE SKIRT BEFORE FALLING TO A POOLING HEMLINE.



GAM.

BE YOUR OWN MUSE
unapologetically





Sophisticated Off-Shoulder Luxe Jersey Gown

OFF THE SHOULDER STRETCH JERSEY DRESS, GATHERED WAIST AND HIPLINE FOR THE MOST FLATTERING FIT ON REGULAR AND CURVE SIZES, SWEETHEART NECKLINE AND LEG SLIT.

CD930

Vanessa Gown

SIZE: 2 ~ 16 | OFF-WHITE



CD930C

Vanessa Gown

SIZE: 18 ~ 26 | OFF-WHITE





Plus Size Sophisticated Off-Shoulder Luxe Jersey Gown OFF THE SHOULDER STRETCH JERSEY DRESS, GATHERED WAIST AND HIPLINE FOR THE MOST FLATTERING FIT ON REGULAR AND CURVE SIZES, SWEETHEART NECKLINE AND LEG SLIT.



Tie Sleeve Pleated Mermaid Luxe Jersey Gown

A CONTEMPORARY OFFERING, THIS LUXE STRETCH SATIN GOWN IS DESIGNED FOR A FIGURE SKIMMING FIT WITH FLIRTATIOUS AND FEMININE DETAILS. THE SWEET-HEART BODICE IS STRATEGICALLY TUCKED AND PLEATED THROUGH THE WAIST TO ACCENTUATE YOUR CURVES AND ELONGATED TIE SLEEVES FRAME THE OFF-THE-SHOULDER NECKLINE. THE SKIRT FLARES TO A FLOOR-POOLING FISHTAIL HEM DEFINED BY A DRAMATIC FRONT SLIT SO YOU CAN WORK THE ROOM WITH EASE. HORSEHAIR TRIM STABILIZES THE HEM.

CD944W

Devyn Gown

SIZE: 4 ~ 16 | OFF-WHITE



CD944WC

Devyn Gown

SIZE: 18 ~ 24 | OFF-WHITE





Plus Size Tie Sleeve Pleated Mermaid Luxe Jersey Gown

A CONTEMPORARY OFFERING, THIS LUXE STRETCH SATIN GOWN IS DESIGNED FOR A FIGURE SKIMMING FIT WITH FLIRTATIOUS AND FEMININE DETAILS. THE SWEETHEART BODICE IS STRATEGICALLY TUCKED AND PLEATED THROUGH THE WAIST TO ACCENTUATE YOUR CURVES AND ELONGATED TIE SLEEVES FRAME THE OFF-THE-SHOULDER NECKLINE. THE SKIRT FLARES TO A FLOOR- POOLING FISHTAIL HEM DEFINED BY A DRAMATIC FRONT SLIT SO YOU CAN WORK THE ROOM WITH EASE. HORSEHAIR TRIM STABILIZES THE HEM.

CH167W

Katia Gown

SIZE: XS ~ 4X | OFF-WHITE





Off The Shoulder Ruffle Sequin Gown EXUDE UN-
APOLOGETIC GLAMOUR WITH THIS GLISTENING SEQUIN EMBELLISHED GOWN.
DESIGNED FOR A FIGURE-SKIMMING FIT, IT HAS A SWEETHEART BODICE AND
PLUNGING NECKLINE TRIMMED WITH AN ILLUSION MESH INSERT AND FRAMED BY
SOFT OFF-THE-SHOULDER FLOUNCE SLEEVES. THE SKIRT HUGS THE HIPS BEFORE
FALLING TO A SUBTLY FLARED HEMLINE CUT WITH A DRAMATIC FRONT SLIT. THE
THIGH-HIGH SLIT MEANS YOU CAN SHOW OFF A PAIR OF EQUALLY SPARKLY SHOES,
TOO.



Alluring Open Back Stretch Satin Mermaid Gown

CUT FROM STRETCH SATIN, THIS ALLURING GOWN HUGS YOUR FIGURE AND FLARES OUT JUST BELOW THE THIGH TO A GRACEFUL TRAIN THAT SWEEPS THE FLOOR. SOFT GATHERS AT THE BODICE RADIATE FROM THE DEEP V-NECKLINE, ACCENTUATING YOUR CURVES AND DELICATE STRAPS TURN TO REVEAL AN OPEN BACK AND ADJUSTABLE CROSSOVER STRAPS. AN ASYMMETRIC SASH-LIKE PANEL IS PLEATED AND DRAPED ACROSS THE FRONT WAIST WHILE STRATEGICALLY PLACED RUCHING AT THE CENTER BACK ADDS SUBTLE DEFINITION. HORSEHAIR TRIM STABILIZES THE HEM TO CREATE STUNNING MOVEMENT AS YOU WALK.

CH236W

Agnes Gown

SIZE: XS ~ 2X | OFF-WHITE





Bridal bliss



KV1057W

Lura Gown

SIZE: 4 ~ 16 | OFF-WHITE






Crepe Off Shoulder Gown DESIGNED FOR A MORE MODERN BRIDE OR COURTHOUSE WEDDING, THIS SOPHISTICATED GOWN IS PERFECTION. THE OFF THE SHOULDER PLEATED SLEEVE DRAPES AROUND THE SHOULDERS WHILE A THIN STRAP HOLDS THE GOWN. A SWEETHEART NECKLINE PLEATS INTO THE SIDE SEAM FOR A FLATTERING FIT OPENING UP TO A SUBTLE LEG SLIT.



Plus Size Crepe Off Shoulder Gown DESIGNED FOR A MORE MODERN BRIDE OR COURTHOUSE WEDDING, THIS SOPHISTICATED GOWN IS PERFECTION. THE OFF THE SHOULDER PLEATED SLEEVE DRAPES AROUND THE SHOULDERS WHILE A THIN STRAP HOLDS THE GOWN. A SWEETHEART NECKLINE PLEATS INTO THE SIDE SEAM FOR A FLATTERING FIT OPENING UP TO A SUBTLE LEG SLIT.



KV1057WC

Lura Gown

SIZE: 18 ~ 24 | OFF-WHITE



Glamour Glove Luxe Jersey Gown with Leg Slit

MADE FROM OPAQUE STRETCH-JERSEY AND RUCHED INTO A FIGURE-SKIMMING ASYMMETRIC SILHOUETTE, THE GOWN FEATURES A WIDE, SHOULDER-BARING OVERLAY THAT BEAUTIFULLY DRAPES OFF ONE SHOULDER, CREATING A NECKLINE THAT FRAMES YOUR DÉCOLLETAGE. TO EVOKE A SENSE OF DRAMA, THE DRESS CAN BE STYLED WITH MATCHING ELONGATED GLOVES. THE FLUTED SKIRT IS CUT WITH A DARING SIDE-SLIT AND POOLS TO A SWEEPING FLOOR-LENGTH. HORSEHAIR TRIM ADDS STRUCTURE TO THE HEM.

CD979W

Valentina Gown

SIZE: 2 ~ 16 | OFF-WHITE



BD104W

Bidi Gown

SIZE: XS ~ 2X | OFF-WHITE





Bidi Gown THE PERFECT DRESS FOR THE MODERN BRIDE OR BRIDESMAID, ITS ELEGANT FORM IS CUT FROM FLUID SATIN TO ENSURE A SMOOTH DRAPE. THE BIAS COWL NECKLINE IS SUSPENDED FROM DELICATE TIE FASTENING SPAGHETTI STRAPS THAT ARE ADJUSTABLE FOR ULTIMATE COMFORT AND EASE. THE SKIRT OVERLAPS AT THE WAIST SEAM TO CREATE A DRAMATIC LEG OPENING AND FLOWS TO A SWEEPING A-LINE HEM.

CD0187W

Christy Gown

SIZE: XS ~ 3X | OFF-WHITE





Christy Gown FLIRTY AND SWEET, THIS TEA GOWN IS A PERFECT CHOICE FOR BRIDES LOOKING FOR THE PERFECT SHORT OPTION. THE CORSET EMBELLISHED WITH FLORAL APPLIQUES IS PAIRED WITH NOVELTY TULLE WITH SUBTLE SILVER POINTE. THE SHOULDER PUFF SLEEVES ADD TO THE SWEETNESS OF THIS SPECIAL DRESS.

CD253W

Beverly Gown

SIZE: 4 ~ 18 | OFF-WHITE





Beverly Gown THE GUESTS WILL GASP WHEN THE BRIDE WALKS GLIMMERING IN THE BEVERLY GOWN. THIS MODERN GOWN IS MADE WITH A LUMINOUS DIAMOND DUST FABRIC THAT SPARKLES WITH EVERY MOVEMENT. A FORM-FITTING CORSET BODICE WITH A TRENDY COWL NECKLINE & ADJUSTABLE CORSET BACK CLOSURE WILL ACCENTUATE CURVES WHILE THE FLOOR-SWEEPING SKIRT WILL ADD AN ELEGANT FINISH.

CD986W

Valeria Gown

SIZE: 2 ~ 16 | OFF-WHITE

CD986WC

Valeria Gown

SIZE: 18 ~ 24 | OFF-WHITE





Valeria Gown MADE FROM STRETCH-JERSEY AND RUCHED INTO A FIGURE-SKIMMING ASYMMETRIC SILHOUETTE, THE GOWN FEATURES A WIDE, SHOULDER-BARING OVERLAY THAT BEAUTIFULLY DRAPES OFF ONE SHOULDER, CREATING A NECKLINE THAT FRAMES YOUR DÉCOLLETAGE. TO EVOKE A SENSE OF DRAMA, THE DRESS CAN BE STYLED WITH MATCHING ELONGATED GLOVES. THE FLUTED SKIRT POOLS TO A SWEEPING FLOOR-LENGTH. HORSEHAIR TRIM ADDS STRUCTURE TO THE HEM.



NOVA

NOVA IS A NEWLY LAUNCHED BRIDAL LINE BY LADIVINE THAT CAPTURES THE ASPIRATIONAL DUALITY OF SEXY & MODERN. CAREFULLY CREATED TO PRESENT SOPHISTICATION WITH GLAM ATTITUDE, NOVA IS CREATED FOR BRIDES TO BECOME THEIR OWN MUSE. CREATED FROM LUMINOUS FABRICS, THE GOWNS ARE SHAPED TO PERFECTLY COMPLEMENT THE FEMALE BODY.

CB065W

Leighton Gown

SIZE: 4 ~ 16 | OFF-WHITE





Leighton Gown CUT FROM SWATHS OF DELICATE TULLE, THIS STRAPLESS A-LINE GOWN FEATURES A SHEER FITTED BODICE WITH SUPPORTIVE BONING AND A VOLUMINOUS FLOATY SKIRT THAT OVERLAPS AT THE WAIST SEAM TO CREATE A DRAMATIC LEG OPENING AND FLUID MOVEMENT WITH EACH STEP. THE GOWN BOASTS A RADIANT DEGRADE FLORAL DESIGN THAT SOFTENS THE CORSET CONSTRUCTION AND SEAMLESSLY MARRIES THE BODICE AND SKIRT. FROTHY LAYERS OF TULLE ARE GATHERED AT THE WAIST AND FALL TO A GRACEFUL TRAIN THAT SWEEPS THE FLOOR.



Vika Gown THE VIKA IS A BEAUTIFULLY CRAFTED MERMAID GOWN FEATURING AN IVY EMBROIDERED LACE WITH GLASS BEADS THAT TRAILS DOWN THE BODY AND FRAMES THE MERMAID SKIRT. A REMOVABLE TULLE RIBBON IS A PRECIOUS DETAIL ON THE BEADED SPAGHETTI STRAP. THE BODICE'S PLUNGING V-NECKLINE HAS AN ILLUSION MESH INSERT EDGED HANDSEWN BEADING AS WELL AS THE SIDE BODICE. THE GOWN TURNS TO REVEAL A TRANSLUCENT BACK BODICE DESIGN AND SLIMMING BASQUE WAISTLINE.

A woman with long, wavy blonde hair is standing in a lush garden. She is wearing a long, white, lace-trimmed gown with a deep V-neckline and thin spaghetti straps. The gown features intricate lace detailing throughout. She is looking down and to her left. The background is filled with greenery, including a large bush of oranges on the left and a bed of pink roses on the right. The lighting is warm and golden, suggesting late afternoon or early morning.

A1039W

Vika Gown

SIZE: 4 ~ 18 | OFF-WHITE

CD214W

Chelsea Gown

SIZE: 4 ~ 16 | OFF-WHITE

CD214WC

Chelsea Gown

SIZE: 18 ~ 24 | OFF-WHITE





Chelsea Gown DESIGNED INTO A STRAPLESS SILHOUETTE WITH A FITTED BODICE AND FLOOR SWEEPING A-LINE SKIRT, THIS GORGEOUSLY CRAFTED GLITTER GOWN WILL HAVE YOU LOOKING AND FEELING LIKE ROYALTY ON YOUR SPECIAL DAY. IT FEATURES AN ELEGANT BATEAU NECKLINE, CORSETED BODICE WITH A SEMI-SHEER BACK, A CINCHING BELTED WAISTLINE, AND AN UNAPOLOGETIC FRONT SLIT.



Hallie Gown BRING YOUR FAIRYTALE WEDDING TO LIFE IN THIS DREAMY A-LINE BRIDAL GOWN. CUT FROM LAYERS OF LUXE TULLE THIS DRESS FEATURES BEADED LACE APPLIQUES AND A DEEP V-NECKLINE. A SHEER LACE BACK COVERS TO THE MID BACK.

A woman with long, wavy blonde hair is standing outdoors next to a swimming pool. She is wearing a long, white, sleeveless gown with intricate lace detailing on the bodice and a full, flowing skirt. The background features a building with arched windows and lush greenery, including palm trees and a large evergreen bush. The scene is lit with warm, golden light, suggesting late afternoon or early evening.

CB072W

Hallie Gown

SIZE: 2 ~ 20 | OFF-WHITE



BRIDE

the new Muse



KC897W

Alanna Gown

SIZE: 4 ~ 18 | OFF-WHITE





Alanna Gown ELEGANT AND TIMELESS, THIS A-LINE GOWN IS CRAFTED FROM CHIFFON AND SOFT TULLE AND FEATURES A SEMI-SHEER BODICE WITH SUPPORTIVE INTERNAL BONING OBSCURED BY ROMANTIC LACE AND LIGHT-CATCHING RHINE-STONES. A MODEST V-NECKLINE IS SUSPENDED FROM SLENDER ROULEAU STRAPS THAT TURN TO REVEAL AN OPEN BACK. THE VOLUMINOUS, FLOATY SKIRT IS CUT FROM LAYERS OF CHIFFON AND GLITTERED TULLE THAT HAVE BEEN LIGHTLY GATHERED AT THE WAIST AND FLOW TO A FLOOR-GRAZING HEM TRIMMED WITH HORSEHAIR.



Athena Gown BOTH PARTS SEXY AND SOPHISTICATED, THIS MERMAID GOWN IS DESIGNED WITH A SEMI-SHEER CORSETED BODICE SOFTENED BY FLORAL LACE EMBROIDERY AND METALLIC ACCENTS. A MODEST V-NECKLINE IS SUSPENDED FROM NARROW SPAGHETTI STRAPS THAT TURN TO REVEAL AN OPEN BACK. THE ELEGANT BASQUE WAISTLINE ELONGATES THE SILHOUETTE AND FLATTERS THE HIPS, WHILE THE SKIRT HUGS YOUR FIGURE AND FLARES OUT JUST BELOW THE THIGH TO A GRACEFUL TRAIN THAT SWEEPS THE FLOOR.

J825W

Athena Gown

SIZE: 4 ~ 18 | OFF-WHITE



CD0186W

Fleur Gown

SIZE: XS ~ 3X | OFF-WHITE





Fleur Gown THIS DREAMY GOWN FEATURES A FITTED OFF THE SHOULDER LACE ADORNED SHEER BODICE AND FLORAL APPLIQUES. EMBELLISHMENT BLOOMS AT THE THIGH SLIT FLOWING INTO A SOFT SATIN GATHERED FITTED SKIRT.



Meave Gown TAILORED TO A FIGURE SKIMMING FIT, THIS STRAPLESS GOWN CONJURES AN EMPOWERING ELEGANCE. IT'S RENDERED IN SOFT TULLE WITH AN ALL-OVER GLITTERED DESIGN AND DEGRADE EMBROIDERED FLOWERS. THE CORSETED BODICE IS BONED TO OFFER FLATTERING SUPPORT AND ENSURE THAT IT STAYS IN PLACE. THE SKIRT FLARES TO A FISHTAIL HEM WITH A FLOWING TULLE OVERSKIRT THAT BRINGS A TOUCH OF DRAMA TO YOUR GRAND ENTRANCE.

CB046W

Meave Gown

SIZE: 2 ~ 18 | OFF-WHITE



CD961W

Emma Gown

SIZE: 4 ~ 20 | OFF-WHITE





Emma Gown CUT FROM LAYERS OF SOLID AND GLITTERED TULLE, THIS GORGEOUS GOWN FEATURES A SHEER STRUCTURED BODICE THAT GIVES WAY TO A FULL A-LINE SKIRT TRIMMED WITH HORSEHAIR. THE CORSET CONSTRUCTION IS SOFTENED BY FLORAL-LACE APPLIQUÉ THAT HAS BEEN PLACED TO ACHIEVE A DEGRADE EMBROIDERY EFFECT. OFF THE SHOULDER SLEEVES DRAPE GRACEFULLY OVER THE SWEETHEART NECKLINE AND TURN TO REVEAL A FUNCTIONAL LACING DETAIL ALONG THE CENTER BACK FOR A CUSTOMIZED FIT.



Rylee Gown SAY "I DO" IN THIS GLIMMERING GLITTER BALL GOWN. WITH A FLOOR SWEEPING LAYERED A-LINE SKIRT, THIS DAZZLING GOWN WILL HAVE YOU SHINING LIKE ROYALTY ON YOUR SPECIAL DAY. IT FEATURES A DEEP V-NECKLINE AND A BONED BODICE FOR A FITTED CORSET STRUCTURE AND AN OPEN MID V-BACK.

CB077W

Rylee Gown

SIZE: 4 ~ 18 | OFF-WHITE







The art of
STYLE



Amelia Gown MODEST BUT SENSUAL, THIS FITTED MERMAID GOWN FEATURES A SHEER BODICE AND BEAUTIFULLY DRAPED SKIRT WITH A FLOOR-SWEEPING HEM. THE NARROW STRAPS AND SWEETHEART NECKLINE WILL ELEGANTLY FRAME YOUR FAVORITE NECKLACE, WHILE DELICATE COVERED BUTTONS DESCEND FROM THE LOW V-BACK AND TRACE THE CENTER BACK WAIST. INTRICATE 3D FLORAL-LACE APPLIQUÉS DECORATE THE SURFACE AND ADD A TOUCH OF WHIMSY.

TY01

Amelia Gown

SIZE: 4 ~ 18. | OFF-WHITE



A1036W

Valeria Gown

SIZE: 4 ~16 | OFF WHITE





Valeria Gown THE VALERIA IS A SWEETHEART GOWN WITH A SPARK OF DRAMA. THE MODERN SWEETHEART CORSET IS FRAMED WITH SHEER OFF-SHOULDER TULLE THAT TURNS TO REVEAL A TIE-BACK CAPE. ORGANZA FLORAL EMBELLISHMENT ADORNS THE WAISTLINE AND GLITTER APPLIQUE WHIMSICALLY OVERLAYS THE GLITTERING CORSET BODICE & THE SOFT, TULLE SKIRT. THE LEG OPENING HIDDEN BENEATH LAYERS OF OFF-WHITE TULLE SKIRT IS A SEXY SURPRISE AS YOU WALK TOWARDS YOUR DREAM.



Evangeline Gown THE EVANGELINE CAN BE WORN TWO WAYS: CLASSY A-LINE WEDDING DRESS FOR THE CEREMONY AND CUTE MINI DRESS FOR THE AFTERPARTY. A THOROUGHLY MODERN BRIDAL LOOK, THIS MOCK NECK DRESS FEATURES A CLASSIC CAP SLEEVE WITH A SEPARATE TULLE SKIRT ATTACHABLE WITH A BELT. THE BEADED LACE WITH A FLORAL MOTIF IS LINED WITH NUDE STRETCH LINING. THIS IS A GOWN FOR A BRIDE WITH AN ELEVATED SENSE OF STYLE.

A woman with long, wavy blonde hair is standing in a garden, wearing a white lace gown. The gown has a high neckline, short sleeves, and a full, flowing skirt with a high slit. The background features a bamboo fence, greenery, and a stone wall with a large terracotta pot.

A1066

Evangeline Gown

SIZE: 4 ~ 12 | OFF-WHITE - NUDE

J824W

Carrie Gown

SIZE: 4 ~ 18 | OFF-WHITE





Carrie Gown SOFT STRETCH TULLE BOASTS AN EMBELLISHED GLITTERING SCROLL DESIGN IN THIS STATEMENT BRIDAL LOOK. THE SHEER CORSETED BODICE HAS AN OFF-THE-SHOULDER SWEETHEART NECKLINE AND SLENDER STRAPS TRIMMED WITH FROTHY FEATHERS. THE MERMAID SKIRT HUGS THE HIPS AND DRAPES ELEGANTLY TO A FLOOR-POOLING HEM.



Azalea Gown BLOSSOMING WITH FLORAL APPLIQUES THIS WHIMSICAL BALL GOWN IS LAYERED IN LUMINESCENT LUXE TULLE. THE STRAPLESS STRUCTURED BODICE SITS ON THE WAISTLINE ATTACHING TO OPTIONAL OFF THE SHOULDER PUFF SLEEVES ADORNED WITH BEADING AND FLORAL MOTIFS.

CB080W

Azalea Gown

SIZE: 2 ~ 16 | OFF-WHITE



TY12

Harper Gown

SIZE: 4 ~ 16 | OFF-WHITE





Harper Gown THIS SUBTLY SEDUCTIVE GOWN FEATURES A SEMI-SHEER BODICE WITH A PLUNGING NECKLINE AND PEARLESCENT BEADING IN A LEAF DESIGN THAT TRICKLES DOWN BELOW THE WAISTLINE. THE BILLOWING A-LINE SKIRT IS CUT FROM LAYERS OF CHIFFON THAT FALL TO A FLOOR-GRAZING HEM, WHILE THE LEG-BARING FRONT SLIT CREATES FLUID MOVEMENT WITH EACH STEP.



Cersei Gown CUT FROM LAYERS OF TULLE, THIS ROMANTIC GOWN FEATURES A SHEER TULLE CORSETED BODICE, DETACHABLE OFF-THE-SHOULDER BLOUSON SLEEVES, AND A LIGHTLY GATHERED LAYERED SKIRT WITH FLOWING PROPORTIONS. THE BODICE IS STRATEGICALLY EMBELLISHED AT THE BUST, WAIST AND SLEEVES. ITS STRAPLESS SWEETHEART NECKLINE IS SOFTENED WITH A LACE APPLIQUE EDGE.



CD962W

Cersei Gown

SIZE: 4 ~ 18 | OFF-WHITE

la
VIE
en
ROSE





CDS403W

Luna Gown

SIZE: 4 ~ 16 | OFF-WHITE





Luna Gown WALK DOWN THE AISLE IS THIS FLORAL LACE OFF WHITE BRIDAL GOWN. WITH APPLIQUES LITERALLY BLOOMING OFF THE CHANTILLY LACE THIS FITTED GOWN HAS AN ILLUSION SHEER V-NECKLINE AND OPEN SCOOP BACK.

TY15

Lena Gown

SIZE: 4 ~ 18 | OFF-WHITE





Lena Gown THE PERFECT CHOICE FOR YOUR SUN-SOAKED FAIRYTALE WEDDING, THIS DRESS IS CLASSICALLY TAILORED TO AN A-LINE SILHOUETTE WITH A BUSTIER BODICE. FLORAL APPLIQUÉS ARE PLACED IN A DEGRADE PATTERN THAT DISPERSE TOWARD THE HEM. DELICATE SPAGHETTI STRAPS CROSSOVER AND DESCEND INTO A LACED OPEN BACK THAT GIVES WAY TO THE VOLUMINOUS, LAYERED TULLE SKIRT, UNDERPINNED WITH SATIN FOR OPACITY.



Selena Gown SMOOTH SATIN ENSURES THE FLUID DRAPE OF THIS CLASSIC DRESS. THE SWEETHEART NECKLINE FLOWS INTO A BEAUTIFULLY DRAPED FLORAL ROSETTE SHAWL. THIS SATIN FITTED SKIRT IS GATHERED AT THE WAISTLINE FOR A FLATTERING FIT LEADING INTO A SIDE LEG SLIT.

CD965W

Selena Gown

SIZE: 4 ~ 14 | OFF-WHITE



CD971W

Helena Gown

SIZE: 4 ~ 18 | OFF-WHITE





Helena Gown CRAFTED FROM SWATHES OF SOLID AND GLITTER SPECKLED TULLE, THIS FEMININE GOWN HAS A SURPLICE BODICE AND SOFT A-LINE SKIRT. THE ALLURING NECKLINE IS SUSPENDED FROM DELICATE STRAPS PLAYFULLY EMBELLISHED WITH FEATHER-LIKE TULLE. LACE PLACEMENTS FLOWERABOUT THE BODICE AND FRAME THE HIPS. THE FLUID SKIRT IS LIGHTLY GATHERED AND FLOWS FROM THE NATURAL WAIST TO A FLOOR-LENGTH HEM TRIMMED WITH HORSEHAIR.

The
GOWN to
tell her story





TY11

Cora Gown

SIZE: 4 ~ 16 | OFF-WHITE





Cora Gown THIS FEMININE SILHOUETTE IS CAPTURED AND DEFINED BY A DELICATELY EMBROIDERED AND BEADED BODICE AND SWEEPING SATIN A-LINE SKIRT. THE GOWN FEATURES A SHEER TULLE BODICE WITH INTERNAL BONING THAT HUGS YOUR FIGURE TO ENSURE A SUPPORTIVE AND COMFORTABLE FIT, ILLUSION MESH AT THE V-NECKLINE AND NARROW EMBELLISHED STRAPS.

CD931W

Serena Gown

SIZE: 2 ~ 18 | OFF-WHITE





Serena Gown STRUCTURE MINGLES WITH FRESH FLUIDITY IN THIS CORSETED MERMAID GOWN AND OVERSKIRT BEAUTIFULLY CRAFTED FROM LAYERS OF TULLE AND CHANTILLY LACE, LINED WITH NUDE SATIN. HAND CUT FLORAL APPLIQUÉS ARE ARTFULLY PLACED THROUGHOUT AND EMBELLISHED WITH FAUX PEARL BEADING. BARELY THERE STRAPS FRAME YOUR DÉCOLLETAGE AND TURN TO REVEAL AN OPEN BACK DESIGN. IMBUED WITH ETHEREAL QUALITY, THE SHEER OVERSKIRT IS LIGHTLY GATHERED AT THE WAIST AND FALLS TO A FLOOR SWEEPING A-LINE HEM TRIMMED WITH HORSEHAIR.



Odette Gown THIS CLASSIC BRIDAL GOWN IS CUT TO A FLATTERING MERMAID SILHOUETTE IN A GLITTERED CROSSHATCH AND SCROLLING FLORAL DESIGN WITH A TONAL UNDERPINNING. THE OFF-THE-SHOULDER SWEETHEART NECKLINE IS EDGED WITH HAND CUT LACE THAT FLAUNTS YOUR DÉCOLLETAGE WHILE LACE APPLIQUÉ AND GLISTENING SEQUINS DECORATE THE BODICE AND HIPS. THE FLUTED SKIRT FLARES OUT BELOW THE THIGH TO A FLOOR-SWEEPING HEM WITH HORSEHAIR TRIM AND A GRACEFUL TRAIN THAT TRAILS JUST BEHIND AS YOU WALK.

CD929

Odette Gown

SIZE: 4 ~ 22 | OFF-WHITE



A0997W

Iris Gown

SIZE: 4 ~22 | OFF WHITE - NUDE





Iris Gown PEARL IS HAVING A BIG MOMENT RIGHT NOW IN FASHION, AND IS THE NEW TRENDING ACCESSORY CHOICE FOR BRIDES. A0997W IS A GREAT CHOICE FOR BOHO BRIDES AND MODERN BRIDES WHO WANT A NON-TRADITIONAL WEDDING GOWNS FOR THEIR OUT-DOOR WEDDING. OFF-WHITE PEARLS ARE FULLY STUDDED ON NUDE MESH AND LAYERED WITH ROSEGOLD GLITTER LAYER & STRETCH NUDE LINING FOR COMFORT. THIS PEARLY GOWN IS TIMELESS, AGELESS AND HOPELESSLY BEAUTIFUL.



EPITOME
*of high
Glamour*





Sereia Gown AWAKEN YOUR INNER FASHION ICON IN THIS SHIMMERING MERMAID WEDDING DRESS. THE SEREIA IS AN EMBODIMENT OF GLAMOUR WITH A SPARKLING GLITTER TULLE FABRICATION AND A DETACHABLE CAPE OF FEATHERS. THE MERMAID SILHOUETTE HUGS YOUR FIGURE AND DISPLAYS THE INTRICATE LACE PATTERN DETAIL OVER SHEER ILLUSION CORSET BODICE. THE ELONGATED TULLE HEM CREATES AN UNFORGETTABLE SCENE AS YOU WALK.

A1068W

Sereia Gown

SIZE: 4 ~ 18 | FRENCH WHITE





Sonia Gown THE SONIA GOWN IS A BEAUTIFUL, AIRY WEDDING DRESS OF ROMANCE AND SENSUALITY. THIS BOHEMIAN BEAUTY IS MADE OF DELICATE TULLE PLISSE, ARTFULLY ARRANGED INTO EDWARDIAN RUFFLES AT THE SLEEVE & THE SKIRT. SHIMMERING GLITTER FLORALS ARE APPLIQUE THROUGHOUT THE BODICE & THE UNDERLAYERS, ADDING A GLISTENING EFFECT TO THE GOWN. INTRICATELY CUT WITH FINE, DELICATE TULLE RUFFLES, A VOLUMINOUS SKIRT SOFTLY SWAYS WITH THE WIND, CREATING A TRULY ROMANTIC SILHOUETTE.

A woman with long, wavy blonde hair is standing in a lush garden. She is wearing a long, white, off-the-shoulder gown with intricate lace detailing and long sleeves. The gown has a fitted bodice with vertical lace panels and a full, tiered skirt. The background is filled with green foliage and a large stone vase on the left. The lighting is warm, suggesting late afternoon or early morning.

A1037W

Sonia Gown

SIZE: 4 ~ 18 | OFF-WHITE

A1072W

Avery Gown

SIZE: 4 ~ 16 | OFF WHITE





Avery Gown BRING YOUR ROMANTIC VISIONS TO LIFE IN THIS FITTED MERMAID-LACE GOWN. THE AVERY FEATURES EXPRESSIONISTIC FLORAL LACE APPLIQUE BEAUTIFULLY PLACED ON CHANTILLY LACE. THE MERMAID SILHOUETTE IS FORM-FLATTERING WITH A SOPHISTICATED LACE-EDGE V-NECKLINE WITH WAIST-SLIMMING SHEER SIDE DETAIL. THE AVERY IS A HEAD-TO-TOE STUNNER THAT MAKES A GRAND ENTRANCE AS WELL AS EXIT WITH ITS ELONGATED TULLE TRAIN.



Ella Gown WALK DOWN THE AISLE IN THIS TRULY BREATHTAKING BRIDAL GOWN. FITTED IN THE BODICE A STRUCTURED CORSET ACCENTUATES MODERN BUST LINES. LACE APPLIQUES DETAIL THE NECKLINE AND TRICKLE DOWN THE WAIST. THE SIDE SEAM DETAILS A SHEER LACE WITH A TULLE CRISS CROSS STRAP SHAPING OUT TO A LACE UP OPEN BACK. AN A-LINE SILHOUETTE FLOWS OUT FROM THE WAIST IN LAYERS OF LUXE TULLE AND HORSEHAIR BRAID HEM.

CD964W

Ella Gown

SIZE: 4 ~ 16 | OFF-WHITE



A1079W

Elizabeth Gown

SIZE: 6 ~ 18 | OFF WHITE





Elizabeth Gown THIS VINTAGE INSPIRED GOWN BRIDGES THE GAP BETWEEN LINGERIE AND READY-TO-WEAR. THE SHEER TULLE BODICE IS EMBELLISHED WITH ROMANTIC LACE APPLIQUÉ AND SHIMMERING SEQUINS THAT BLEND BEAUTIFULLY INTO THE FLUID SATIN SKIRT CUT TO ELONGATE THE SILHOUETTE. THE SWEETHEART NECKLINE IS FRAMED BY SOFT BLOUSON SLEEVES FINISHED WITH LACE CUFFS AND ELEGANT COVERED BUTTON FASTENINGS THAT ECHO THE BUTTON DETAIL TRACING THE CENTER BACK WAIST. THE FLOOR-SWEEPING HEM IS PIECED WITH SHEER LACE EMBELLISHED TULLE FOR A COORDINATING TRAIN.



Isabel Gown THIS DIAPHANOUS GOWN FEATURES A SHEER STRAPLESS BODICE AND FROTHY A-LINE SKIRT CUT FROM LAYERS OF SOFT TULLE TO A FLOOR-SWEEPING HEM. THE BODICE HAS SUPPORTIVE INTERNAL BONING TO ENSURE IT STAYS IN PLACE AND IS FRAMED BY ELONGATED TULLE SLEEVES SPLIT ALONG THE INSEAM, FALLING TO MEET THE HEM OF THE SKIRT AND CONJURING UP AN ETHEREAL MOOD. HAND CUT DEGRADE LACE PLACEMENTS FLOWER ABOUT WITH PEARLESCENT BEADED ACCENTS.

A1080W

Isabel Gown

SIZE: 6 ~ 18 | OFF-WHITE





A woman in a white, off-the-shoulder dress stands on the left side of the frame. In the center is a potted orange tree with many ripe oranges. The background is dark with some foliage and warm, glowing lights. The text 'Expression of LOVE SELF' is overlaid on the tree.

Expression of
LOVE
SELF

CD937W

Maran Gown

SIZE: 4 ~ 16 | OFF-WHITE





Maran Gown THIS GORGEOUS MERMAID GOWN FEATURES A CORSETED SHEER TULLE BODICE WITH AN EMBROIDERED LACE APPLIQUÉ THAT TRAILS DOWN THE BODY AND FRAMES THE FLUTED SKIRT. A TULLE OVERLAY REVEALS A THIGH-BARING CUTAWAY AT THE SKIRT'S UNDERPINNING, SERVING A NOTEWORTHY ALTERNATIVE TO A CLASSIC BRIDAL LOOK. THE BODICE'S PLUNGING V-NECKLINE HAS AN ILLUSION MESH INSERT EDGED WITH HAND-CUT LACE. DELICATE STRAPS TURN TO REVEAL AN ALLURING BACK BODICE DESIGN AND FLATTERING BASQUE WAISTLINE.



Harlow Gown EXPERTLY TAILORED TO ACCENTUATE YOUR HOURGLASS-FIGURE, THIS STRIKING GOWN IS CRAFTED FROM SUMPTUOUS MATERIAL WITH AN ALL OVER LACE AND LIGHT-CATCHING SEQUIN DESIGN. THE BODICE HAS A SCULPTING SWEETHEART NECKLINE WITH ILLUSION MESH AND CAP SLEEVES THAT HAVE BEEN OPULENTLY TRIMMED WITH WISPY FEATHERS. TURN TO REVEAL SEMI-SHEER PANELS AND A PLUNGING OPEN BACK. THE CURVE SKIMMING SKIRT FLARES OUT JUST BELOW THE THIGH TO AN EXTRAVAGANT, FLOOR-SWEEPING HEMLINE TRIMMED WITH HORSEHAIR AND DRAMATIC FEATHERED GODETS.

C57W

Harlow Gown

SIZE: 4 ~ 16 | OFF-WHITE



CD0154W

Edith Gown

SIZE: XS ~ 4X | OFF-WHITE





Edith Gown THIS ULTRA FEMININE WEDDING DRESS FEATURES A FITTED BODICE EMBELLISHED WITH AN ALL-OVER BEADED LEAF MOTIF APPLIQUÉ AND AN A-LINE SKIRT TAILORED FROM LAYERS OF LIGHT-AS-AIR CHIFFON. SLENDER DOUBLE STRAPS DESCEND INTO THE PLUNGING SWEET-HEART NECKLINE. TURN TO REVEAL A LOW BACK WITH STRAPS POSITIONED IN A V-FORMATION. THE VOLUMINOUS SKIRT IS GATHERED AT THE WAIST AND FALLS TO A FLOOR-LENGTH. HORSEHAIR TRIM HELPS MAINTAIN THE BEAUTIFUL SHAPE AND STABILIZE THE HEM.



Astrid Gown BRIMMING WITH FEMININITY, THIS DRESS IS RENDERED IN SOFT TULLE AND FEATURES A SCULPTING BODICE EMBELLISHED WITH FLORAL LACE, DELICATE BEADING AND SHIMMERING RHINESTONE ACCENTS THAT SHOW WHISPERS OF SKIN. THE PLUNGING SWEETHEART NECKLINE IS SEAMLESSLY SUSPENDED FROM NARROW STRAPS THAT DESCEND INTO A DEEP "V" AT THE BACK. ILLUSION SIDE PANELS HAVE A CINCHING EFFECT AT THE WAIST AND GIVE WAY TO A FLOOR LENGTH SKIRT CUT FROM ALTERNATING LAYERS OF SOLID AND GLITTERED TULLE WITH A TRAIN THAT SWEEPS THE FLOOR.

CD0195W

Astrid Gown

SIZE: XS ~ 3X | OFF-WHITE





Charlotte Gown THIS FULL-COVERAGE SILHOUETTE IS TAILORED FROM LAYERS OF TULLE AND CHANTILLY LACE EMBROIDERED AND APPLIQUÉD WITH FLOWERS AND TWINKLING SEQUINS. ELEVATED AND SEXY WITHOUT REVEALING TOO MUCH, THE BODICE IS DEFINED BY ITS PLUNGING NECKLINE AND KEYHOLE BACK DESIGN EDGED WITH HAND CUT SCALLOPED LACE. THE ILLUSION SLEEVES ARE TRACED WITH ROMANTIC LACE APPLIQUÉS AND FINISHED AT THE CUFF WITH FAUX PEARL BUTTON LOOP FASTENINGS. THE EXAGGERATED FISHTAIL HEM AND SWEEPING TRAIN EVOKES A SENSE OF DRAMA.

CD951W

Charlotte Gown

SIZE: 6 ~ 18 | OFF-WHITE





Arya Gown WHEN A BRIDE HAS AN ELEVATED SENSE OF STYLE, YOU HAVE TO OFFER SOMETHING TRULY BREATHTAKING. THIS GORGEOUS SPARKLY GOWN FEATURES LACE APPLIQUE WITH WHITE GLITTER NOVELTY MESH UNDERLAY WITH STRETCH NUDE LINING. FEATHER ACCENT AT THE SHOULDER IS TRULY UNFORGETTABLE AND MODERNIZED WITH A DEEP PLUNGING NECKLINE. SCALLOPED LACE EDGE DETAIL ADORNS THE LEG SLIT & THE V-SHAPED BACK BODICE.

CD952

Arya Gown

SIZE: 4 ~ 18 | OFF-WHITE



A0666W

Jolie Gown

SIZE: 2 ~22 | OFF WHITE - NUDE





Jolie Gown JOLIE GOWN IS EVERYTHING A BRIDE COULD WANT: BEAUTIFUL LACE PLACEMENT THAT FALLS FLATTERINGLY ON THE BODY, PERFECT MERMAID SILHOUETTE, AND COMFORTABLE STRETCH. OFF SHOULDER LACE FLAP PROVIDES ELEGANT COVER TO THE ARMS WHILE SHOWCASING A BEAUTIFUL NECKLINE. THERE IS NO COMPROMISE IN THE BEAUTY OF THE GOWN, AS THIS DRESS MAKES PERFECT HOURGLASS OF THE WEARER.



Rory Gown THIS IMPECCABLY CRAFTED GOWN WILL ACCENTUATE YOUR HOUR-GLASS SHAPE WITH A DRAMATIC FLOOR-SWEEPING MERMAID SKIRT. SHEER LAYERED TULLE AND CHANTILLY LACE IS EMBELLISHED WITH BEADING THAT SHIMMERS AS YOU MOVE. THE DRESS FEATURES A DEEP ILLUSION V-NECKLINE THAT TURNS TO REVEAL A LOW OPEN BACK, DELICATELY SUSPENDED BY BEADED SPAGHETTI STRAPS. THE DRESS IS LINED WITH STRETCH LINING FOR THE WEARER'S COMFORT.



CDS401

Rory Gown

SIZE: 4 ~ 18 | OFF-WHITE

CM321W

Sollip Gown

SIZE: 2 ~ 14 | OFF-WHITE





Sollip Gown THE BRIDE WILL FEEL EMBRACED BY THE SATIN BLOSSOMS THAT ADORN THE CORSET BODICE OF THIS UNIQUE BRIDAL GOWN. THE CORSET BACK CLOSURE ON THE BODICE WILL ENSURE THE PERFECT FIT OF THIS SWEET GOWN. THE TULLE SKIRT FLOWS FROM THE CINCHED WAIST, CREATING A BEAUTIFUL, SOFT A-LINE SILHOUETTE.

A1053W

Leila Gown

SIZE: 2 ~ 16 | OFF-WHITE





Leila Gown LEILA GOWN IS A SENSUAL YET CLASSIC LACE GOWN THAT FEATURES A SHEER ONE SHOULDER CORSET BODICE PAIRED WITH A VOLUMINOUS A-LINE SKIRT WITH A HIDDEN LEGSLIT. THIS GODDESS-LIKE TULLE GOWN IS EMBELLISHED WITH FLORAL LACE APPLIQUE & ORGANZA FLOWER EMBELLISHMENT THAT WHIMSICALLY FLOWS DOWN THE BODICE.



LUXE

LUXE COLLECTION IS A WHIMSICAL MOODBOARD OF BRIDAL GOWNS CREATED WITH ROMANTIC FABRICATIONS & EXQUISITE DETAILS. HANDCRAFTED EMBELLISHMENTS FLOURISH ON LACEWORK THAT ENVELOPES FIGURE-FLATTERING SILHOUETTES. LUXE GOWNS CELEBRATE THE NEXT CHAPTER OF THE BRIDE WITH TIME-TRANSCENDENT DESIGNS & A UNIQUE VISION OF BEAUTY.



Avalon Gown DANCE THE NIGHT AWAY IN THIS ROMANTIC LACE BALL GOWN. A SHEER V-NECKLINE HUGS THE BODICE WITH A MID OPEN BACK. THE AVALON GOWN IS A TULLE LAYERED BODY WITH CHANTILLY LACE FLOATING THROUGH AND HORSE HAIR STRUCTURED HEM.

A1102W

Avalon Gown

SIZE: 6 ~ 20 | FRENCH WHITE





Alexandria Gown THIS GOWN IS EVERYTHING A BRIDE DREAMS OF, FEATURING A BEAUTIFUL LACEWORK THAT CENTERS AT WAIST THEN TRICKLES DOWN, CREATING VISUAL HOURGLASS FIGURES. TRUE MERMAID SILHOUETTE IS ACHIEVED WITH CORSET BODICE AND GORGEOUS SPREAD OF LACE SCALLOPS AT HEM. THE BACK TAIL CAN BE WORN LONG FOR THE CEREMONY THEN SHORTENED WITH A DISCRETE BUTTON & LOOP. THIS IS TRULY AN ULTIMATE WEDDING GOWN THAT WILL MAKE BRIDES CRY WITH JOY.

CD928

Alexandria Gown

SIZE: 4 ~ 16 | OFF WHITE-NUDE





Bohemian Lace Gown THIS GORGEOUS LONG SLEEVE LACE WEDDING GOWN SHOWCASES BEAUTIFUL LACE WORK THROUGH OUT THE BODY. CLASSIC FROM FRONT AND SEXY FROM BACK WITH A HEART-SHAPED OPENING, THIS GOWN TRULY IS DESIGNED TO MAKE A BRIDE FEEL BEAUTIFUL. THE LACE AT SLEEVE GRAZES THE KNUCKLE FOR THE ULTIMATE RING-CLOSEUP SHOT. LUXURIOUS LACE SCALLOPED HEM IS ELONGATED AT BACK TO CREATES A BREATHTAKING MERMAID SILHOUETTE.

A1022

Bohemian Lace Gown

SIZE: 4 ~ 16 | OFF-WHITE



A1103W

Noella Gown

SIZE: 4 ~ 16 | OFF WHITE





Noella Gown A BREATHTAKING PRINCESS GOWN IN TULLE, THE NOELLA GOWN IS A STRAPLESS FAIRYTALE DREAM. OFF THE SHOULDER REMOVABLE PUFF SLEEVES ALLOW FOR A MULTI LOOK BRIDAL GOWN. 3D FLORAL APPLIQUES ADORN THE SLEEVES AND BODICE FOR A DRAMATIC GARDEN TOUCH.



Marlowe Gown MARLOWE IS AN EXQUISITE MERMAID GOWN IN LACE WITH AN ELEGANT, STRAPLESS NECKLINE. THE NUDE LINING POPS THE ALENCON LACE THROUGH FOR A RICH DEFINED DETAIL. CUT TO MATCH, REMOVABLE THREE QUARTER SLEEVES ARE MADE FOR MOVEMENT AND DECADENT ACCESSORIES.

WL008

Marlowe Gown

SIZE: 4 ~ 16 | OFF WHITE-NUDE



A0822

Birds of Romance Gown

SIZE: 2 ~ 18 | OFF-WHITE NUDE





Birds of Romance Gown UNIQUE, EMBELLISHMENT OF WHIMSICAL GLASS-BEAD BIRDS THAT ARE PERCHED ON 3D LEAF FALLS SOFTLY OVER CHANTILLY LACE UNDERLAY. THE DRESS CAN BE WORN TWO WAYS: OFF THE SHOULDER OR SWEETHEART.

A1014 A1014C Willow Gown

SIZE: 4 ~ 16 | OFF-WHITE NUDE
SIZE: 18 ~ 24 | OFF-WHITE NUDE





Willow Gown THE WILLOW GOWN IS A ROMANTIC BRIDAL GOWN FEATURES BEAUTIFULLY APPLIED LEAF MOTIF, A-LINE AND DETACHABLE PUFF SLEEVES WORTHY OF MEDIEVAL PRINCESS. PERFECT FOR SWEET BRIDES LOOKING AN OUTDOOR WEDDING GOWN, IT FEATURES ELONGATED BACK SKIRT FOR THE MOST GORGEOUS PHOTOSHOOTS.

A1067W A1067WC Yvaine Gown

SIZE: 6 ~ 16 | OFF-WHITE NUDE
SIZE: 18 ~ 24 | OFF-WHITE NUDE





Yvaine Gown FALL IN LOVE WITH YVAINE GOWN'S BEAUTIFUL, WHITE FLORALS. YVAINE IS HOPELESSLY ROMANTIC WITH 3D FLORAL VINES THAT FALL ALONG SHEER SLEEVES & SOFT A-LINE SILHOUETTE. CLASSIC V-NECKLINE IS EDGED WITH FLOWER PETALS, ACCENTUATING THE BRIDE'S COUNTENANCE. THE SUBTLE NUDE TONE OF THE LINING ADDS TO THE SENSUAL NATURE OF THIS BEAUTIFULLY CRAFTED GOWN.



Liza Floral Gown RUNAWAY TO A FAIRYTALE IN THIS OVERGROWN FLORAL A-LINE DRESS. THIS WHIMSICAL A-LINE GOWN IS CUT FROM LAYERED TULLE AND EMBELLISHED WITH FLORAL BEADED LACE AND THREE-DIMENSIONAL FLOWERS BLOOMING ALONG WITH THE SILHOUETTE. THIS FAIRYTALE GOWN HAS A V-NECKLINE AND OPEN SWOOP BACK, COMPLETE WITH A DEEP SHEER NECKLINE AND SHEER SIDE BODICE.

N1042W

Liza Floral Gown

SIZE: 2 ~ 18 | OFF-WHITE



A1027W

Peony Gown

SIZE: 4 ~ 18 | OFF-WHITE





Peony Gown PEONY WHITE GOWN IS A LAYERED TULLE BALL GOWN WITH FLORAL DIAMOND GLITTER MOTIF TRICKLING DOWN THE GOWN. 3D ORGANZA FLOWERS ADD COUTURE DEPTH TO THE GARMENT, WHILE THE OFF-WHITE TONE OF THE DRESS SOFTLY BLENDS INTO THE SHIMMERING EMBELLISHMENT. THE BODICE FEATURES A OFF SHOULDER BODICE THAT IS FULLY LINED MID BACK FOR BRA COVERAGE. THE SKIRT IS A-LINE SHAPE WITH CRINOLINE TO SUPPORT THE SILHOUETTE.



Beatrice Gown LIVE YOUR DREAM WEDDING IN THIS WHIMSICAL LACE MERMAID CORSET GOWN. THIS STRUCTURED SHEER BONED BODICE HAS A A MODERN SCOOP NECKLINE AND THIN STRAPS WITH DETACHABLE TULLE RIBBONS. THE SILHOUETTE FLOWS DOWN TO A FITTED MERMAID TULLE TRAIN THAT FLOWS WITH A RIPPLING HEM.

A1086W

Beatrice Gown

SIZE: 4 ~ 16 | OFF WHITE-NUDE





Aurora Tulle Gown DESIGNED INTO A STRAPLESS SILHOUETTE WITH A CORSET BODICE AND ARTFULLY DRAPED TULLE SKIRT, THIS GORGEOUSLY CRAFTED BALL GOWN WILL HAVE YOU LOOKING AND FEELING LIKE ROYALTY ON YOUR SPECIAL DAY. IT FEATURES AN ELEGANT LACE APPLIQUE OVER SHEER LAYERS OF TULLE, CREATING DELICATE LIGHTNESS AS YOU WALK.

A1050W

Aurora Gown

SIZE: 6 ~ 16 | OFF-WHITE



A1038W A1038WC Hanna Blossom Gown

SIZE: 4 ~ 16 | OFF-WHITE
SIZE: 18 ~ 24 | OFF-WHITE





Hanna Blossom Gown HANNAH GOWN IS A BEAUTIFUL, OFF-SHOULDER BALL GOWN WITH ORGANZA FLORAL APPLIQUE & COUTURE BEADING THAT WHIMSICALLY FLOWS DOWN FROM THE BODICE TO SKIRT. IN THE SOFTEST BLUSH SHADE, THE GOWN IS BOTH SWEET & SENSUAL. THE HIDDEN LEG OPENING AND FLATTERINGLY DEEP SWEETHEART NECKLINE PERFECTLY MODERNIZE A CLASSIC SILHOUETTE.

A1070W

Maurelle Gown

SIZE: 6 ~ 18 | OFF-WHITE





Maurelle Gown LIVE HAPPILY EVERAFTER IN THE MAURELLE DREAM BRIDAL BALL GOWN. AN OFF THE SHOULDER ILLUSION DRAPES THE SHOULDERS IN GATHERED TULLE. THE DEEP SWEETHEART NECKLINE IS COMPLETE WITH A SHEER BONED BODICE ADORNED WITH LACE APPLIQUE. CASADING TULLE LAYERS FLOW DOWN THE WAISTLINE ADORNED WITH A DELICATE FLORAL LACE.



Gabrielle Gown ADORNED IN DECADENT EMBELLISHMENT THE GABRIELLE GOWN IS A STRAPLESS BRIDAL GOWN BEAUTY. THE DEEP PLUNGING NECKLINE IS CONTOURED WITH SHIMMERING BEADS AND STONES. A BEADED PATTERN FLOWS FROM A FITTED BODICE INTO THE LAYERED A-LINE SKIRT, COMPLETE WITH A SULTRY HIGH LEG SLIT.

A1071W

Gabrielle Gown

SIZE: 4 ~ 18 | FRENCH WHITE







A1073W A1073WC Giselle Gown

SIZE: 4 ~ 16 | OFF-WHITE NUDE
SIZE: 18 ~ 22 | OFF-WHITE NUDE





Giselle Gown GISELLE IS THE DREAM BOHEMIA. IT FEATURES A BEAUTIFUL LACEWORK WITH 3D BLOSSOMS APPLIED OVER CHANTILLY LACE. BRIDES LOOKING FOR SLEEVES WILL LOVE THE SHEER SLEEVE WITH RUFFLE CUFF & FLATTERING LACE PLACEMENT ALONG THE OUTER ARM. WIDE V NECKLINE WITH DELICATE BEADING IS BREATHTAKINGLY ROMANTIC AS IT CONTINUES INTO A SHEER DEEP U BACK WITH WAIST SLIMMING LACE PLACEMENT.



Gardenia Gown GARDENIA GOWN IS A LAYERED TULLE BALL GOWN WITH FLORAL DIAMOND GLITTER MOTIF TRICKLING DOWN THE GOWN. 3D ORGANZA FLOWERS ADD COUTURE DEPTH TO THE GARMENT, SHIMMERING DIAMOND FLORALS SHINE AGAINST THE FRENCH BEIGE LINING. THE BODICE FEATURES A ILLUSION V-NECKLINE WITH SHEER SIDE WITH DEEP V-BACK. THE SKIRT IS A-LINE SHAPE WITH CRINOLINE TO SUPPORT THE SILHOUETTE.

A1028W

Gardenia Gown

SIZE: 4 ~ 20 | FRENCH WHITE





Kate Gown EXUDE SWEET ROMANCE IN THE BREATHTAKING KATE GOWN. A RUFF COLLAR GATHERS AT THE NECKLINE FLOWING INTO LONG TULLE SLEEVES BUBBLING AROUND THE ARM INTO A LACE CUFF. THE LACE APPLIQUES THE STRUCTURED SHEER BODICE TRICKLING DOWN THE LAYERED A-LINE SKIRT. BRIDAL BUTTONS ADORN THE SHEER TULLE FOR THAT PERFECT BRIDAL GOWN BACK DETAIL.

A woman with long dark hair is shown in profile, looking upwards and to the left. She is wearing a long, flowing white gown with intricate lace and floral appliques. The gown has long sleeves with lace cuffs and a high neckline. The background is a grand, ornate hall with a high ceiling and arched doorways.

A1074W

Kate Gown

SIZE: 6 ~ 18 | OFF-WHITE

CD977W

Geneva Gown

SIZE: 6 ~ 18 | OFF WHITE





Geneva Gown PREPARE TO MEET THE BRIDAL GOWN OF YOUR DREAMS. THIS BREATHTAKING STRAPLESS MERMAID GOWN IS CUT FROM A DELICATE CHANTILLY LACE AND LAYERED WITH FLOWING TULLE ADORNED WITH THREE DIMENSIONAL FLORAL APPLIQUES. THE FITTED BUST IS DESIGNED WITH A PLUNGING V-NECKLINE AND LACE UP CORSET BACK FOR A CUSTOM FIT. OFF THE SHOULDER LONG LACE SLEEVES ARE DETACHABLE AT THE UNDERARM FOR A TRANSITIONAL LOOK.

A1082W

Catherine Gown

SIZE: 2 ~ 16 | OFF-WHITE





Catherine Gown CLASSIC AND POSH, THE CATHERINE GOWN EXUDES ROYAL WEDDING. A DEEP PLUNGING TULLE NECKLINE CONTOURS THE BUSTLINE TO THE WAIST. THIS SIMPLISTIC BALL GOWN IS APPLIED WITH CHANTILLY LACE DOWN THE BODICE AND SKIRT. THE CAP SLEEVES DRAPE THE SHOULDERS PULLING TOGETHER WITH A LACE UP CORSET BACK.

A1090

Elois Garden Gown

SIZE: 4 ~ 18 | WHITE





Elois Garden Gown THE DREAMY ELOIS GOWN IS BRIDAL BALL GOWN BLISS. THE STRUCTURED BODICE SCULPS AROUND THE NECKLINE AND OFF THE SHOULDERS. PASTEL LACE APPLIQUES ADORN THE SHEER BONED BODICE AND LAYERED SKIRT. A CUSTOM CORSET FIT IS ACHIEVED WITH A LACE UP BACK CLOSURE.



BrideMuse

BRIDESMAID COLLECTION BY LADIVINE

BrideMuse by Ladivine is a capsule collection created to inspire and ignite confidence in every bridesmaid. This collection brings a fresh perspective to the traditional bridesmaid's dress, featuring unique silhouettes, on-trend color palettes and fabrics designed to look beautiful on all body types and skin tones.



TREND COLORS

Best-selling styles are reimagined in new emerging trend colors of FW2022-SS2023 Wedding.

Most brides start conceptualizing their wedding from creating a moodboard based on a color. Color allows you to completely customize the mood of your wedding day, starting from your bridesmaid dresses.

MIX & MATCH

The new wedding trend is all about maximizing your wedding party's personality. Empower the bridesmaids to choose the right gown for their body on the special day. We will show you how colors & silhouettes can be mixed & matched throughout this catalog.



Pictured from Left to Right:
7492, 7483, 7492C, 7492
Color: MAUVE ROSE, MAUVE



COLOR INSPO

TREND COLORS OF 2023 WEDDING

A woman with long dark hair, wearing a long, form-fitting, mauve-colored dress with a deep V-neckline and a high slit, stands in a lush garden. She is holding a light-colored parasol. The garden is filled with various plants, including tall purple flowers and green foliage. In the background, there is a house with a red-tiled roof and a swimming pool. The overall scene is bright and sunny.

Romantic
MAUVE
ROSE

Pictured from Left to Right:
7494, 7493, 7488, 7485
Color: Mauve Rose







Mysterious
**SMOKY
BLUE**

Pictured from Left to Right:
CD235, CD236
Color: Smoky-blue



Foyous
MARIGOLD



Pictured dress:
7483
Color: Marigold



Precious
EMERALD



Pictured from Left to Right:
CH139, CD235, CD236, CD956C
Color: Emerald



Pictured dress:
7492
Color: Lavender



Dreamy LAVENDER



Unforgettable

BURGUNDY



Pictured from Left to Right:
CD956C, CD236, CD235, CH139
Color: Burgundy



Scenic **OLIVE**

Pictured from Left to Right:
CD235, CD236
Color: Olive





Ever After
PARIS
BLUE

Pictured from Left to Right:
CH236, CH163, CH172
Color: Dusty Blue







Sensual
SIENNA



Pictured from Left to Right:
CD912, CD0168, CD979
Color: Sienna

A photograph of three models standing outdoors in front of trees, wearing elegant, floor-length, French Navy blue dresses. The dresses feature various styles: an off-the-shoulder design with a high slit, a V-neckline with a fitted bodice and full skirt, and another off-the-shoulder design with a high slit. The models are posed in a natural setting with sunlight filtering through the leaves.

Elegant
FRENCH
NAVY

Pictured from Left to Right:
7493, 7469, 7488
Color: French Navy



Sweet
DUSTY
ROSE

Pictured Dress:
CH172
Color: Dusty Rose

Beautiful MAUVE



Pictured from Left to Right:

BD104, BD108, BD103, BD104

Color: Mauve



Modern
BLACK



Pictured from Left to Right:
CD979C, CD0168, CD912, CD943
Color: Black





Softest
SAGE



Pictured from Left to Right:
7487, 7494C, 7482, 7494
Color: Sage

Luxe Satin

Pictured dresses:

7492C, 7492

Color: SMOKY BLUE



7483

SIZE: 2 ~ 18

- CHAMPAGNE
- MARIGOLD
- OLIVE
- SIENNA
- MAUVE
- MAUVE ROSE
- BURGUNDY
- RED
- FRENCH NAVY
- LAVENDER
- LT BLUE
- SMOKY BLUE
- EMERALD
- BLACK



MARIGOLD



RED



CHAMPAGNE



EMERALD

This sultry bodice corset dress offers both comfort and style, making it the perfect choice for any special occasion. This classy yet trendy design features a corset back with an adjustable fit to accentuate curves and a draped neckline for an elegant finish.

7483 FABRIC GROUP: LUX SATIN



SIENNA



SMOKY BLUE



MAUVE



BURGUNDY

7483 FABRIC GROUP : LUX SATIN



MAUVE, MAUVE ROSE



OLIVE



BLACK



SIENNA



FRENCH NAVY

7492

SIZE: 2 ~ 16

7492c

SIZE: 18 ~ 24

- BLACK
- SMOKY BLUE
- FRENCH NAVY
- EMERALD
- OLIVE
- MAUVE
- MAUVE ROSE
- LAVENDER
- SIENNA
- BURGUNDY

SMOKY BLUE



BLACK



OLIVE



EMERALD

A cross between 7484 and 7483, this smooth satin gown brings all your favorite aspects of the two together. The structured boned bodice is draped with a cowl neckline. Optional thin straps allow for more support on this off the shoulder look. Complete with a modest leg slit.



BURGUNDY



SIENNA



LAVENDER



FRENCH NAVY





7492 & 7492C FABRIC GROUP : LUX SATIN

MAUVE ROSE, MAUVE

Velvet

Pictured from Left to Right:
CD235, CD236
Color: Olive



CD235

SIZE: 4 ~ 16

CD235c

SIZE: 18 ~ 24

-  BLACK
-  BURGUNDY
-  EMERALD
-  OLIVE
-  SMOKY BLUE

EMERALD



This gathered velvet corset gown has deep cut pleated bust cups, structured boning and thin straps. The skirt wraps around the hip allowing for a subtle slit and cinched waistline.

CD235 & CD235c FABRIC GROUP : VELVET 2

SMOKY BLUE





OLIVE

CD236

SIZE: 4 ~ 16

CD236c

SIZE: 18 ~ 24

-  BLACK
-  BURGUNDY
-  EMERALD
-  OLIVE
-  SMOKY BLUE



EMERALD



BLACK



OLIVE



BURGUNDY

With the perfect balance of luxury and elegance this velvet gown is sure to be a favorite. A cowl neckline drapes across the bust line to an off the shoulder gathered strap. The internal structure is specifically boned for support and lift. The long skirt drapes around the hips chincing the waistline revealing a side leg split.

CD236 & CD236C FABRIC GROUP: VELVET.2



SMOKY BLUE



Pictured from Left to Right:
CH139, CD235, CD956C, CD236
Color: Emerald

CD956

SIZE: 4 ~ 16

CD956c

SIZE: 18 ~ 24

-  OLIVE
-  EMERALD
-  SMOKY BLUE
-  BLACK
-  BURGUNDY
-  SIENNA

SIENNA, OLIVE, BLACK



EMERALD



BURGUNDY






SMOKY BLUE

Cut from a luxe stretch velvet, this dress is artfully tucked and ruched to accentuate your curves and features an alluring off-the-shoulder neckline framed by elongated ties and a floor-pooling fishtail hem defined by a dramatic front slit so you can work the room with ease.

CH139

SIZE: XS ~ 3X

-  BURGUNDY
-  EMERALD
-  NAVY



EMERALD



EMERALD



NAVY



BURGUNDY

Made from a luxurious stretch velvet, this regal gown can be incorporated into any bridal party or next evening event. A soft sweetheart neckline allows for the off shoulder straps to drape from the upper arm. The hourglass silhouette fits like a glove through the body before flaring out at the knee.

CH176

SIZE: XS ~ 2X

- BURGUNDY
- EMERALD
- ROYAL
- BLACK



BURGUNDY



A vintage take on classic glamour, This gown captures the feel of old Hollywood with the refreshing energy of the modern era. This luxe design features a corset-inspired bodice with a mermaid skirt in velvet fabrication. Adorned with jewel tones, it comes with detachable gloves for a versatile and dramatic appeal.

7484

SIZE: 2 ~ 16

7484c

SIZE: 18 ~ 24

-  LIPS
-  ROSE WOOD
-  DUSTY ROSE
-  RED
-  SOFT NAVY
-  BLUE
-  OLIVE
-  EMERALD
-  SAGE
-  LILAC
-  BLACK



DUSTY ROSE, ROSE WOOD



Matte Satin

Pictured dresses:

7484

Color: BLUE, LILAC

7484 FABRIC GROUP : MATTE SATIN

ROSEWOOD, LIPS



RED



OLIVE



SOFT NAVY





OLIVE



SAGE



EMERALD

The perfect balance of elegance and playfulness, 7484 embodies the soft romance of the season with its corset bodice and pleated skirt details. It features an adjustable corset tie at the back for a personalized fit and detachable off-the-shoulder straps for a care-free appeal.



Soft Satin & Ch

Pictured dresses:
7487, 7494C, 7482, 7494
Color: SAGE



L'armeuse

7494

SIZE: 2 ~ 16

7494c

SIZE: 18 ~ 24

- BLACK
- BURGUNDY
- EMERALD
- LAVENDER
- MAUVE ROSE
- MAUVE
- PARIS BLUE
- SMOKY BLUE
- SAGE



SMOKY BLUE



BLACK



PARIS BLUE



MAUVE

The 7494 is a chic satin fitted gown that gathers around the waistline for that perfect all size flattering fit. The v-neckline is held up by thin adjustable straps covering up to the mid back.

7494 & 7494c FABRIC GROUP : SOFT SATIN

EMERALD



MAUVE ROSE



BLACK



MAUVE ROSE





SAGE

7469

SIZE: 2 ~ 24

FABRIC GROUP:
SOFT SATIN

- NUDE
- BLUSH
- ROSE GOLD
- DARK MAUVE
- MAUVE
- SAGE
- LAVENDER
- EGGPLANT
- FRENCH NAVY
- ROYAL
- SMOKY BLUE
- PARIS BLUE
- SIENNA
- RED
- BURGUNDY
- NAVY
- EMERALD
- BLACK

FRENCH NAVY



BLACK



ROSE GOLD



SIENNA

A classic bestseller, this Cinderella Divine design has been reimagined in stunning new hues for 2022 for a fresh new take on an old favorite. Loved by fashionistas all over the world over, this best-seller features a luxuriously soft satin fabric complimented with a flattering v-neck, soft A-line skirt, and intricate shirring. This dress is a perfect choice for any wedding vision.

7469 FABRIC GROUP : SOFT SATIN



NUDE



SMOKY BLUE



PARIS BLUE



BURGUNDY



7469 FABRIC GROUP: SOFT SATIN

SAGE

7493

SIZE: 2 ~ 16

7493c

SIZE: 18 ~ 24

- BLACK
- FRENCH NAVY
- EMERALD
- LAVENDER
- MAUVE ROSE
- BURGUNDY



LAVENDER



BURGUNDY



BLACK



EMERALD

This a-line satin gown offers both comfort and elegance. A simple sweetheart neckline gathers around the waistline flowing into a light slitted skirt. Off the shoulder sleeves add a touch of romance to this timeless piece.

7493, 7493C FABRIC GROUP: SOFT SATIN



FRENCH NAVY



7493, 7493C FABRIC GROUP : SOFT SATIN

MAUVE ROSE

7472

SIZE: 2 ~ 20

- NUDE
- LAVENDER
- MAUVE
- RED
- BURGUNDY
- ROYAL
- NAVY
- EMERALD



ROYAL

LAVENDER

RED



MAUVE

BURGUNDY

EMERALD

NAVY


This satin wardrobe staple is an a-line empire cut dress. The deep v-neckline has a pleated bust complete with double thin straps. Giving a more "strappy" back, the straps separate as they reach the center back. From the waistband the flowing skirt is overlapped revealing a very modest slit.

7475

SIZE: 6 ~ 16

7475c

SIZE: 18 ~ 24

-  BURGUNDY
-  EMERALD
-  MAUVE
-  NAVY
-  NUDE
-  ROSE GOLD
-  SAGE
-  SIENNA
-  SMOKY BLUE



MAUVE



SMOKY BLUE



SIENNA



SAGE

7475 is the perfect choice for a boho-style wedding for a wonderfully romantic aesthetic with a vintage flair. Seductively styled, this dress features a faux-wrap bodice that cinches at the waist along with billowy sleeves that emphasize and flatter the female figure. This dress mixes the best elements of vintage and boho to create something modern and fresh for any occasion.

7475, 7475C FABRIC GROUP : SOFT SATIN



EMERALD



ROSE GOLD



NAVY



BURGUNDY



NUDE

7487

SIZE: 4 ~ 18


-  DUSTY ROSE
-  SAGE
-  LAVENDER
-  FRENCH NAVY



SAGE



DUSTY ROSE



LAVENDER



FRENCH NAVY

Designed with a sensual attitude and fashion-forward details, these gowns are crafted in soft satin fabric in feminine pastel colors. The 7487 dress features a draped neck and sash that can be wrapped seamlessly around the waist to accentuate the female figure. This flirty, feminine design is the ideal dress for the perfect wedding photo.

7485

SIZE: 4 ~ 16

7485c

SIZE: 18 ~ 24

- NUDE
- SAGE
- PARIS BLUE
- MAUVE ROSE
- MAUVE
- SIENNA
- SMOKY BLUE
- EMERALD
- BURGUNDY
- BLACK



MAUVE ROSE



SIENNA



SAGE



NUDE

Classic and timeless, 7485 is a stunning piece that will flatter any body type. Created with soft satin fabrication, this dress features a sweetheart neckline, flowy skirt with an elegant leg opening.

7485 & 7485C FABRIC GROUP : SOFT SATIN



BURGUNDY



MAUVE



PARIS BLUE



SMOKY BLUE



7485 & 7485C FABRIC GROUP : SOFT SATIN

EMERALD

7488

SIZE: 4 ~ 16

7488c

SIZE: 18 ~ 24

-  NUDE
-  MAUVE
-  MAUVE ROSE
-  SIENNA
-  MAHOGANY
-  SMOKY BLUE
-  FRENCH NAVY
-  EMERALD
-  BURGUNDY
-  BLACK



FRENCH NAVY



MAHOGONY

BLACK

BURGUNDY



Created for the modern and versatile bridesmaid, 7488 features a draped bodice that can be worn in three ways: off-shoulder, asymmetric neckline, and U-neckline. Draped pleats that are customizable cascade alongside the skirt that will drape beautifully on all body types. Rendered in fresh colors that are sensual and sophisticated, 7488 is a must-have for the bride to create a classy & elevated wedding story.

7488 FABRIC GROUP : CHARMEOUSE



MAUVE ROSE



EMERALD



SIENNA



SMOKY BLUE



7488 FABRIC GROUP : CHARMOUSE

NUDE

7482

SIZE: 4 ~ 16

7482c

SIZE: 18 ~ 24

- CHAMPAGNE
- MAUVE
- ROSE GOLD
- SUNSET RUST
- SAGE
- SMOKY BLUE
- SIENNA
- EMERALD



SAGE



SUNSET RUST



SIENNA



ROSE GOLD

7482 features a flattering sweetheart bodice complemented with a slim, sophisticated skirt and side slit leg. The soft billowy sleeves can be worn off-or-on the shoulder, offering a unique, versatile look. This dress is a must-have for any special occasion.

7482 FABRIC GROUP : CHARMEOUSE

SMOKY BLUE



CHAMPAGNE



EMERALD



MAUVE





7482 FABRIC GROUP : CHARMOUSE

SUNSET RUST, ROSE GOLD

7489

SIZE: 4 ~ 16

7489c

SIZE: 18 ~ 24

-  SMOKY BLUE
-  ROSE GOLD
-  NUDE
-  SANGRIA
-  EMERALD



SANGRIA, SMOKY BLUE



NUDE



ROSE GOLD



EMERALD

7489 is a stunning style that's reminiscent of a Greek goddess. With its sleeveless design and low V-neck, it boasts an V-shaped backline that adds sophistication and glamour. This faux wrapped silhouette is complemented with a sensual drape that accentuates the waist for a flattering fit that is sure to allure.

7479

SIZE: 4 ~ 16

- NUDE
- MAUVE
- ROSE GOLD
- ROBIN BLUE
- SIENNA
- EMERALD
- BURGUNDY
- BLACK



ROBIN BLUE, BURGUNDY



NUDE



ROSE GOLD



SIENNA

Designed with sexy attitude and fashion-forward details, 7479 is a sophisticated option for bridesmaids. It highlights the female silhouette with flattering cowl neck drape, and the skirt falls beautifully with purposeful pleats.

Poly Silk



Pictured dresses:
BD104, BD108, BD103, BD104
Color: MAUVE



BD104

SIZE: XS ~ 2X

-  SAND
-  DESERT ROSE
-  DUSTY BLUE
-  NAVY
-  DUSTY ROSE
-  MAUVE
-  SAGE
-  ROYAL
-  SIENNA
-  BURGUNDY
-  EMERALD
-  LIPSTICK
-  FRENCH NAVY
-  BLACK
-  HOT PINK
-  LAVENDER



EMERALD



BURGUNY



FRENCH NAVY



DUSTY BLUE

This best-selling Cinderella Divine design has been reimagined for the trend-forward Bridesmaid. The BD104 is a modern romantic gown created with flowy silky fabrication for an elegant silhouette. This silky piece features adjustable spaghetti shoulder ties for a truly custom fit and a cowl neckline that falls naturally along the chest.

BD104 FABRIC GROUP : POLY SILK



SAND



BD104 FABRIC GROUP : POLY SILK

MAUVE



NAVY



DESERT ROSE



SIENNA



DUSTY ROSE



ROYAL



SAGE



LIPSTICK

BD104 FABRIC GROUP : POLY SILK

BD103

SIZE: XS ~ 2X

-  SAND
-  DESERT ROSE
-  DUSTY BLUE
-  MAUVE
-  YELLOW
-  CHAMPAGNE GOLD
-  SAGE
-  DUSTY ROSE
-  SIENNA
-  EMERALD
-  BURGUNDY
-  BLACK
-  FRENCH NAVY
-  LIPSTICK



DESERT ROSE



DUSTY BLUE



SAND



SAGE

Inspired by the muses of the '90s, the BD103 is a midi-length dress featuring a relaxed fit with a body-skimming silhouette, making it easy to wear with all body types. Its classic cowl neckline gives it an edgy feel, while the adjustable fit with shoulder spaghetti straps provides comfort and security.

BD103 FABRIC GROUP : **POLY SILK**

BLACK



MAUVE



DUSTY ROSE



BURGUNDY





CHAMPAGNE GOLD



FRENCH NAVY



SIENNA



EMERALD

BD103 FABRIC GROUP : POLY SILK

BD105

SIZE: XS ~ 2X

-  SAND
-  DESERT ROSE
-  DUSTY BLUE
-  FRENCH NAVY
-  MAHOGANY
-  MAUVE
-  SAGE
-  SIENNA
-  BURGUNDY
-  EMERALD



SAGE



SIENNA



MAUVE



BURGUNDY

The BD105 dress is a perfect balance of classy refinement and playful sensuality. This floor-sweeping silhouette makes a beautiful addition to the bridal party, while the adjustable shoulder tie that controls the waistline height helps ensure it fits a range of body types. Featuring a flowy skirt with a dramatic leg slit, this makes a great option for all figures, including the maternity bridesmaid.

EMERALD



MAHOAGANY



FRENCH NAVY



DESERT ROSE





BD105 FABRIC GROUP: POLY SILK

DUSTY BLUE



Pictured dresses:
CD912, CD0168
Color: SMOKY BLUE

Spandex Satin



CD912

SIZE: 4 ~ 20

-  OLIVE
-  EMERALD
-  NAVY
-  SMOKY BLUE
-  BLACK
-  BURGUNDY
-  SIENNA
-  DEEP MAUVE



SIENNA



OLIVE



SMOKY BLUE



DEEP MAUVE

Cut from the favorite stretch satin, CD912 hugs your silhouette and flatters your curves. The deep v-neckline is gathered around the bust up to the sleeveless shoulders. A waistband ruches around the abdomen to the side hip allowing for a favorable fit.

CD943

SIZE: 4 ~ 16

CD943c

SIZE: 18 ~ 24

- DESERT ROSE
- DUSTY BLUE
- MAUVE
- LILAC
- YELLOW
- RED
- EMERALD
- FUCHSIA
- BURGUNDY
- ROYAL
- CYAN
- BLACK



LILAC



FUCHSIA



CYAN



DESERT ROSE

A Cinderella Divine best-seller, the CD943 is a figure-flattering design created to stun on all figures. It features a ruched body with stretch satin spandex to allow ease of movement and comfort while giving it a personal touch with its adjustable off-the-shoulder strap. Additional details include an angular sweetheart neckline and a leg slit with an elongated back hem.



MAUVE



DUSTY BLUE



RED



BLACK



330

YELLOW



ROYAL





CD943 · FABRIC GROUP : SPANDEX SATIN

EMERALD

CD0168

SIZE: S ~ 4X

- BLACK
- BURGUNDY
- EMERALD
- DARK MAUVE
- DUSTY ROSE
- SIENNA
- NAVY
- SMOKY BLUE
- OLIVE



SMOKY BLUE



BLACK



SIENNA



DARK MAUVE

A long sleeve classic, the CD0168 offers a favorable stretch satin material. This fitted mermaid gown has a ruched sash across the waistline to the hip for a cinched waist fit. The deep v-neckline is gathered around the bust up to the shoulders leaving an open mid v-back.

CD979

SIZE: 2 ~ 14

CD979c

SIZE: 16 ~ 24

-  DARK MAUVE
-  FUCHSIA
-  ROYAL
-  EMERALD
-  BLACK
-  BURGUNDY
-  SIENNA
-  RED

DARK MAUVE



BLACK



BURGUNDY



ROYAL

Cut from your favorite stretch satin fabric the bodice is a-symmetrically gathered up to one shoulder. This posh look would not be complete without fabulous long matching gloves and sultry leg slit.



BLACK



SIENNA



RED



CD979 FABRIC GROUP: SPANDEX SATIN

EMERALD

Stretch Satin

Pictured dresses:
CH236, CH163, CH172, CH172
Color: SMOKY BLUE





CH163

SIZE: S ~ XL

CH163c

SIZE: 2X ~ 5X

-  DUSTY BLUE
-  DUSTY ROSE
-  LAVENDER
-  MINK
-  BLACK
-  BURGUNDY
-  EMERALD
-  GOLD



LAVENDER



DUSTY BLUE



GOLD



DUSTY ROSE

This simple yet luxurious bridesmaids dress is crafted from our gleaming stretch satin. The off the shoulder sweetheart neckline fits snugly to the bodice seaming at the natural waistline. This hourglass silhouette has a gathered sash across the hips for a figure flattering fit.



MINK



EMERALD



BLACK



CH163 & CH163c FABRIC GROUP: STRETCH SATIN

BURGUNDY

CH172

SIZE: XXS ~ 3X

- BLACK
- BURGUNDY
- RED
- EMERALD
- FUCHSIA
- OCEAN BLUE
- DUSTY BLUE
- DUSTY ROSE
- LAVENDER



DUSTY BLUE



DUSTY ROSE



EMERALD



LAVENDER

Cut from a luxe stretch satin, this dress has a Grecian style pleated neckline and fitted waist. Asymmetrical pleats gather around the hip into a slit for a fitted silhouette.



FUCHSIA



BURGUNDY



OCEAN BLUE



BLACK



RED





CH172 FABRIC GROUP: STRETCH SATIN

DUSTY ROSE

CH236

SIZE: XS ~ 2X

- EMERALD
- PEACOCK
- DUSTY BLUE
- DUSTY ROSE
- GOLD
- BLACK
- ORCHID
- RED
- MARIGOLD



DUSTY BLUE



ORCHID



GOLD



PEACOCK

With its sleeveless design and low ruched v-neckline, this gown reveals a low open back with adjustable criss cross straps. A pleated sash sweeps from the waist to the lower hip for a complimentary fit. The luxe stretch satin hugs the body flaring out into a small sweeping train.

CH236 FABRIC GROUP : STRETCH SATIN

YELLOW





EMERALD



BLACK



CH236 FABRIC GROUP : STRETCH SATIN

DUSTY ROSE





QUINCEANERA

15701

SIZE: XS ~ 4X | BLUSH, LAVENDER







15702

SIZE: XS ~ 4X | BLACK, CHAMPAGNE
EMERALD, LAVENDER, LT BLUE



15703

SIZE: XS ~ 4X | CHAMPAGNE









15704

SIZE: XS ~ 4X | BLACK
EMERALD, LILAC

CD0185

SIZE: XS ~ 4X | BURGUNDY-GOLD
CHAMPAGNE, LILAC, ROSE GOLD









DAMAS

9245

SIZE: XS ~ 3X

- BLUSH
- CHAMPAGNE
- LAVENDER
- SMOKY BLUE





KV1089

SIZE: 4 ~ 14

- BLUSH
- CHAMPAGNE
- EMERALD
- LAVENDER
- PARIS BLUE







CD0174

SIZE: XS ~ 3X

- CHAMPAGNE ●
- OFF WHITE ●
- ROSE GOLD ●
- SMOKY BLUE ●
- BLACK ●
- EMERALD ●
- LAVENDER ●
- SILVER ●



CD0190

SIZE: XS ~ 3X

- BLUSH
- BURGUNDY-GOLD
- LILAC
- SMOKY BLUE
- CHAMPAGNE



CD0213

SIZE: XS ~ 2X

BLUSH ●



CD0212

SIZE: XS ~ 2X

- BLUSH
- CHAMPAGNE
- ENGLISH VIOLET
- LAVENDER
- OFF WHITE
- SILVER
- SMOKY BLUE








CD0211

SIZE: XS ~ 2X

- BLUSH ●
- LAVENDER ●
- SMOKY BLUE ●
- CHAMPAGNE ●
- EMERALD ●
- OFF WHITE ●



9243

SIZE: XS ~ 3X


- CHAMPAGNE
- ROSE GOLD
- ROYAL
- SMOKY BLUE



CD0194

SIZE: XS ~ 3X

BLUSH 

BURGUNDY-GOLD 

CHAMPAGNE 

LILAC 



CD0188

SIZE: XS ~ 3X

- BLUSH
- BURGUNDY-GOLD
- CHAMPAGNE
- LAVENDER



CD0189

SIZE: XS ~ 3X

- BLUSH ●
- CHAMPAGNE ●
- SMOKY BLUE ●



CD0132

SIZE: XS ~ 3X

- BLUSH
- CHAMPAGNE
- MAUVE
- OFF WHITE
- SILVER



9239

SIZE: XXS ~ 2X

CHAMPAGNE-GOLD ●

MAUVE ●

OFF WHITE-GOLD ●

ROSE GOLD ●

SMOKY BLUE ●



UJ0119

SIZE: XXS ~ 3X

- BLUSH
- BURGUNDY-GOLD
- CHAMPAGNE
- ICE BLUE
- MAUVE
- OFF WHITE
- ROSE
- SILVER



CD0140

SIZE: XS ~ 2X

- BLUE ●
- BLUSH ●
- BURGUNDY ●
- CHAMPAGNE ●
- FRENCH LILAC ●
- OFF WHITE ●
- RED ●
- ROYAL ●





Ladivine

BY CINDERELLA DIVINE